

May 2025

# Lake Oconee Quilt Guild Newsletter



Picture by  
Millie  
Engebrigtsen

**Web Site**  
LOQG.org

**Meeting**  
1<sup>st</sup> Tuesday Sept-June  
9:30 a.m. Social  
10:00 a.m. Business  
Meeting

**Location**  
Lake Oconee Lutheran Church  
1089 Lake Oconee Pkwy  
Eatonton, GA 31024

**Officers 2023-2024**  
**President** – Johanna Adams  
**Vice President** – Virginia Daley  
**Secretary** – Kathy Thompson  
**Treasurer** – Suzy Kurelic

**Committee Chairs**  
**Programs** – Paula Tanner  
**Membership** – Kimberly Topper  
**Show and Tell** – Julie Bizzoso  
**Raffle Table** – Sally McKinley  
**Library** – Pat Gray  
**Challenge** – Kay Dejno  
**Hospitality** – Kay Crane  
**Fundraising** – Karen Whitt  
**Publicity** – Millie Engebrigtsen  
**Website** – Helene Perez  
**Retreat** – Sally McKinley  
**Newsletter** – Jan Anderson

**Contact**  
[secretary@loqq.org](mailto:secretary@loqq.org)

## President's Message

I hope everyone had a good Easter or Passover and that blessings abound in your life this spring. Among my many blessings here in Georgia is all the blooming things. The south is a magical place in the spring. We moved from Chicago and though we had daffodils and lilacs, we didn't have so much blooming at once. Despite allergies, I love this time of year, and I hope it is an inspiration to you in your life and quilt journey, and that we never take that beauty for granted. Soon enough we'll be complaining about the heat and humidity, so enjoy the now.

We had a wonderful April meeting. Nancy Lambert's quilts are truly amazing, and her workshop showed us that we can all be quilt designers in a small way. Thank you, Nancy, for sharing your talents with us. Nancy has agreed to come back and present a whole day workshop on one of her original quilts. More information will be forthcoming.

We are still in need of a committee and chairperson for programs. We already have Nancy and a couple of others in the works. Six more meetings to fill and a few workshops for next year. There will be some mighty boring meetings if you just get to look at me and some other board members, and it will be a short meeting if we only have show and tell. Help please, without you there will be no programs or workshops in the fall. I have been looking at past show and tell, and programs online and have a few of you tagged as possible presenters and teachers.

Happy Mother's Day to all the mothers, grandmothers, aunts, and other women who have had a major impact in our lives. Thank you to all those women in our lives that have inspired us, nurtured us, loved us and given us examples to follow.

Happy Sewing,

Johanna Adams

OUR NEXT MEETING - May 6th  
Following Meeting: June 3rd

There were many requests for classes, patterns, etc. made to Nancy Lambert, our member presenter, at our April meeting and workshop. She has compiled a list of quilts she would be willing to make into a pattern. She will have the list with pictures at our May and June meetings. Be sure to pick the one you like best so she can be sure that the one that wins is the one to make into a pattern.

We are excited to learn from each other at our May meeting about the different ways we can use pre-cuts to help us with piecing. Members, please bring your projects using any of four main types of pre-cuts to our meeting on **May 6**. When you arrive, look for a table on either side of the sanctuary that has a letter and a pre-cut type listed and put your item there. We will share the items in groups by letter, similar to the way we do Show and Tell:

- A. Jelly roll creations
- B. Layer cake creations
- C. Charm packs (large or small) creations
- D. Fat Quarters (18"x22") or Flat Quarters (9"xWidth of Fabric)


If your project uses more than one type of pre-cut, choose the most prominent for display. You may show items even if you have previously brought them for Show and Tell. Many new members may not have seen your work, and we always enjoy looking at beautiful and interesting items. We are all looking forward to new ideas and inspiration for our own upcoming projects. Thank you in advance for your participation! Libba Holmes

**May Meeting:** May's meeting is going to be such fun. A demonstration of making original bargello quilts to start you on a fun journey of 'what ifs' will be given by Julie Bizzoso.

Sonya Winterrowd will share with us her functional jelly roll trivets and rugs.

Libba Holmes will be there to coordinate and facilitate our members' great trunk show. Bring in your projects made using some precuts. It can be any sort of project. It may even have been shown previously at show & tell. We want to display as many projects as possible from precuts. Precuts are such a fun size to collect without overcrowding stash space.



The chairman will honor the Programs/Workshops committee and Brain Trust with a small token of her appreciation during the meeting.



**May Workshop:** Jennifer Durrance is ready to delight our love of useable but attractive items with her Needles and Notions books. The half-day workshop will follow our meeting. Bring a lunch.

**May Workshop Wednesday May 7th:** The day after our meeting in May there is a whole-day workshop rated 'beginner friendly'. It will be conducted by Carolyn White, an excellent experienced instructor. She shared her two versions of 'Doggie Days' quilts at our February meeting during show and tell. An important addition to this workshop is an original Kitty version developed by our "Brain Trust". Bring a lunch.

**We will have feedback forms for you to pick up when you sign in at the registration table.** Please fill these out so that we can rate your interest for future programs and activities.



Please introduce yourself to a new face and get to know something about them. Dues are **\$30.00** this year. Don't forget your badge. It will be **\$1** for all forgotten badges and **\$5.00** if we have to replace your badge.

## Show & Tell - Julie Bizzoso and Kelly Sandquist

Photos of your quilts will be taken between 9:30 and 10:15. No photos will be taken after that. Of course, you can still show your quilts! They just won't be pictured on the website.

Please bring your quilts to be photographed before placing them on the chairs. Sign in, get a gorgeous picture taken, and then place your quilts in the designated area so that the rest of us can oooh and ahhh over them. Many thanks for your cooperation.



## Raffle Table - Sally McKinley and Wanda Hamrick






This will be the last raffle table until September. Thank you for your donations.

There will be some COOL items for the lucky ticket holder!

## Library - Pat Gray & Lisa Albury



Check out a book in May and keep it until September! The library will be closed at the June meeting, so plan to check out a book in May for your summer projects. We have lots of books with ideas for using precuts, layer cakes and jelly roll strips. No calories, no carbs, no cooking!!! Look at these scrumptious quilts in spring colors and decide which one you want for the summer.



## Hospitality - Kay Crane, Kathy Sands and Mary Anne Shelton

*Urgent!!  
Important!  
Don't forget...*



Sign up for our June luncheon.

All food contributions are appreciated.

**Lilies, Roses, and Azaleas**



Please bring all postcards created for the June sale to Hattie Dunlap.





The Dairy Festival, **June 7**, is just around the corner. You have all done a wonderful job of making items to sell at our table. Thank you! **If you have items for the event please remember to bring them to the May meeting.** I will have everything marked and ready to go by the June meeting. The Dairy Festival will be from 9am to 4pm. I will have a sign up sheet for Guild Members to volunteer to help man our booth. I need 6 volunteers total. 2 to cover 2 hour shifts: **9 to 11am, 11am to 1pm, 1 to 3.** If the last shift is willing help would be welcome to pack up any items not sold. We are required to have our booth packed up and out of our space by 4 pm.

## The store to order a t-shirt is still open!

It will close **May 15** so that shirts can be delivered at the June meeting.

A reminder that donations of items for the Market Table are welcome! You all have supported us with such enthusiasm that our inventory is low!

## Member Spotlight – Julie Bizzoso



In the 1970's, my sister took a class in Eleanor Burns' Quilt in a Day to make a log cabin quilt. She gave me the book and I decided to try it. This was long before pre-cuts and I actually had to rip the material. But I enjoyed the end result and that sparked my interest. After that, I made some simple patterns and when I moved to Georgia in 1988, I started to participate in "block of the month" programs at local quilt shops. I learned a lot doing those blocks and sashing them. Then, in 2009, I discovered a Quilt Camp in a small Missouri town and talked a friend into going. The instructors were great and I got introduced to some new techniques (new to me, that is)! I joined a guild in Alpharetta, and when I moved to Greensboro in 2019, I found the Lake Oconee Quilt Guild.

I have a Janome 9500, computerized with a small embroidery attachment. That machine is set up in my sewing room, so I use it the most. I also have a 1922 Singer Featherweight, my workhorse machine. That's my "take along" machine. The Log Cabin was my first quilt. I had to tear the materials (threads everywhere); strip sew the blocks (with very little measuring); fill with that fluffy old batting that looks like cotton candy; back with a sheet; and tie it together! Yikes!

Last time I moved, I stopped counting my UFO's at 15. I am trying to finish the ones that interest me and just get rid of the ones that don't interest me, the ones I know I will never finish! In fabrics, I really like batiks, but I tend to fall in love with all kinds of fabric, none of which ever matches anything in my stash! And, oh yeah, I have a stash! Several years ago, I packed up half my stash and gave it to a new quilter. And I will still need to live to be about 200 years old to use up what I have!

For notions, I like Guterman cotton thread the best. I use it for everything, machine and hand sewing. As for time spent sewing, this is a tough question because sometimes I spend hours in my sewing room and sew for days and days. But then sometimes life interferes and I don't get in there for weeks. I have to say I am not really a quilter, I am a "piecer." I love making blocks, sashing them, and putting the quilt top together. But my least favorite part is definitely the quilting! I always say that you learn something from every class that you take. I have taken classes in machine quilting, free motion quilting, and hand quilting; and what I learned from each is that I do not want to do that! So I do my quilting with a checkbook!

I like quilt shops for fabric, but JoAnn's was best for notions. Sorry to see them go. And here's what I tell all new quilters: You will put a lot of time and effort into making a beautiful quilt, so start with good quality fabric.

## Spring Retreat - Sally McKinley

The sign up sheet is available for those who want to go ahead and sign up for next year's Retreat. Money is not due (\$30) until the September / October meeting.



## LOQG Block of the Month Challenge 2024 - 2025 - Kay Dejno

This is the last block for our challenge. Some of you may have picked up the patterns at the April meeting. I hope all of you are thinking of creative ways to put all your blocks together. I'm also including a picture of a quilt put together with all the 12" and 6" inch blocks put together in one quilt top. Remember to bring quilt top to June meeting and QOV blocks if you made some.

The QOV blocks can be put together into a top, or you can just turn in the blocks. It does not have to be quilted. We will vote on **Best overall design**, **Best use of color**, and your **Favorite**. Looking forward to seeing all your creativity!



## Other News

**QOV Bee** - We presented Quilts of Valor, this month, to a retired military couple who live in Warner Robins. Wanda Hamrick performed the ceremony in their home. Our QOV bee will meet at the Lutheran Church on Monday **April 28th**, from 10 – 2. We'd love to have you join us. We will not meet in May because our meeting day falls on Memorial Day.



**EXTRA Extra Hospitality** with Kathy Sands. We want to be a part of our fellow quilters lives. We want to share the good times and the bad. If you know of any fellow quilters who would enjoy hearing news or just dropping them a line please let me know. #706-467-1089 or [kgs2149@aol.com](mailto:kgs2149@aol.com)

**Members who will quilt for others:**

- Carol McRae 478-968-5352
- Kay Denjo 706-453-1877
- Virginia Daley T-shirt quilts & quilt repairs. 706-473-3320
  - [vdaley@msn.com](mailto:vdaley@msn.com)
- Creative Threads By Millie Engebriksen Custom quilts and Longarm Services 704-941-0901
  - [creativethreadsbymillie@gmail.com](mailto:creativethreadsbymillie@gmail.com)
- Their contact information is in our **Member Directory** on the website.

*If you have a quilt related skill that you are willing to do for others, please let Jan Anderson know.*



HELP..... if you can please collect items needed to help others get through this winter season. Quilts, blankets, jackets, scarfs, hats, gloves, etc..

A.S.A.P. to Geri Wires # 770-371-4022 133 Edgewood Ct. Eatonton  
or Carolyn White # 706-453-0538 1580 Shady Oaks Lane Greensboro



The Dairy  
Festival  
will be  
June 7th.



Dairy Festival '25  
Raised on Dirt &  
Hard Work

The Dairy Festival, June 7, is just around the corner. I will have a sign up sheet for Guild Members to volunteer to help man our booth. **I need 6 volunteers total. 2 to cover 2 hour shifts:**


**9 to 11am, 11am to 1pm, 1 to 3.**

If the last shift is willing help would be welcome to pack up any items not sold.  
We are required to have our booth packed up and out of our space by 4 pm.

**Tips of the Trade**

- Try not to position your sewing machine so that you are looking at a wall! Turn your sewing machine so you face into the room or look out a window.
- Wear rubber fingers from an office supply store to protect your fingers when changing rotary cutter blades.
- Tape a used rotary cutter blade to a flat piece of cardboard with masking or duct tape before throwing the blade away so no one will be hurt digging through the trash for a lost phone bill.





## OFFICERS 2024 - 2025

President:	Johanna Adams
Vice President:	Virginia Daley
Secretary:	Kathy Thompson
Treasurer:	Suzy Kurelic
Programs:	Paula Tanner, Linda Borough, Gloria Morrell, and Cookie Noel,
Membership:	Kimberly Topper and Dodie Proctor
Show & Tell:	Julie Bizzoso and Kelly Sandquist
Raffle Table:	Sally McKinley and Wanda Hamrick
Library:	Pat Gray and Lisa Albury
Challenge:	Kay Dejno
Hospitality:	Kay Crane, Kathy Sands and Mary Anne Shelton
Publicity:	Millie Engebrigtsen
Fundraising:	Karen Whitt
Newsletter	Jan Anderson
Website:	Helene Perez

## IMPORTANT INFORMATION

In remembrance of Regina Carter..... Kathy Sands is asking for those who have quilts that were quilted by Regina to bring them to the May meeting for a group picture.

ALSO if you have any photos or memories of Regina to send them to Kathy Sands or Jan for a special column in the June newsletter.



Send to Jan Anderson NOW or by May 21st at [jandyanderson2005@gmail.com](mailto:jandyanderson2005@gmail.com)








Program: Nancy Lambert





Show & Tell





Tuesday Workshop with Nancy Lambert





Wednesday Workshop with Theresa Jackson

