


a Quilting Life

Block of the Month 2023


by

Sherri McConnell

August



Cutting Instructions



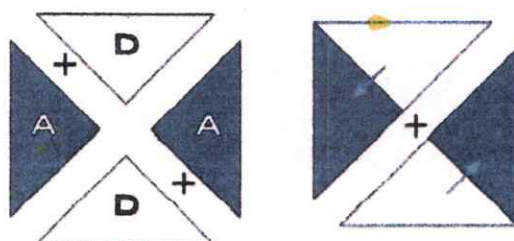
	6" Block (6 1/2" unfinished)	12" Block (12 1/2" unfinished)
Medium/Dark (A)	(2) 3 1/2" squares; cut each square twice diagonally to make (8) QST.	(2) 5 1/2" squares; cut each square twice diagonally to make (8) QST.
Medium (B)	(8) 1 1/2" squares	(8) 2 1/2" squares
Medium/Dark (C)	(1) 2 1/2" square	(1) 4 1/2" square
Light (D)	(2) 3 1/2" squares; cut each square twice diagonally to make (8) QST.	(2) 5 1/2" squares; cut each square twice diagonally to make (8) QST.
Light (E)	(8) 1 1/2" squares	(8) 2 1/2" squares

Designer Note: Follow the block guide shown for fabric placement. Units are labeled A-E. Triangles have been oversized to allow for trimming.

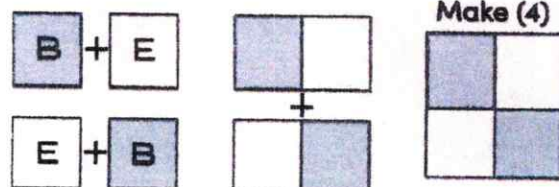
QST = Quarter Square Triangle

Piecing Instructions

1. Arrange (2) A – triangles and (2) D – triangles to form a QST unit. Sew triangles together in (2) steps as shown to make a QST unit. Press seams toward the A – triangles.
2. Repeat to make (4) identical QST units.
3. Triangles have been slightly oversized to allow for trimming. Use the following guide to trim QST units for 6" and 12" blocks. When trimming, ensure that the seams run precisely to the corners of each unit to preserve points.
 - a. 6" Block: 2 1/2" x 2 1/2" unfinished.
 - b. 12" Block: 4 1/2" x 4 1/2" unfinished.

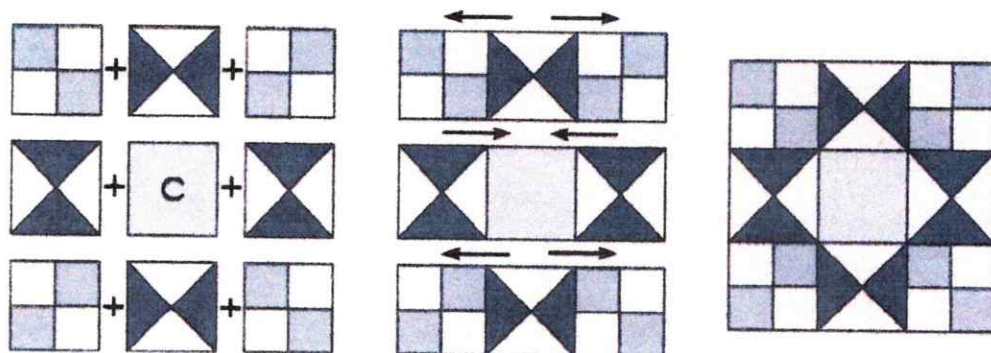


4. Arrange (2) B – squares and (2) E – squares to form a 4-patch unit, alternating between fabrics as shown. Sew together, pressing seams toward the B – squares.
5. Repeat to make (4) identical 4-patch units.
6. Use the following guide for 4-patch unit sizes for 6" and 12" blocks:
 - a. 6" Block: 2 ½" x 2 ½" unfinished.
 - b. 12" Block: 4 ½" x 4 ½" unfinished.




Assembly

7. Arrange the QST units, 4-patch units and (1) C – square as shown in the diagram. Sew the December block together, pressing seams away from the QST units. Reference the Cutting Chart for unfinished block sizes.



This block features the *Simply Delightful* collection by Sherri and Chelsi for Moda Fabrics



This block features the *Favorite Things* collection by Sherri and Chelsi for Moda Fabrics

