

April 2025

Lake Oconee Quilt Guild Newsletter



Picture by
Susan Garrett

Web Site
LOQG.org

Meeting
1st Tuesday Sept-June
9:30 a.m. Social
10:00 a.m. Business
Meeting

Location
Lake Oconee Lutheran Church
1089 Lake Oconee Pkwy
Eatonton, GA 31024

Officers 2023-2024
President – Johanna Adams
Vice President – Virginia Daley
Secretary – Kathy Thompson
Treasurer – Suzy Kurelic

Committee Chairs
Programs – Paula Tanner
Membership – Kimberly Topper
Show and Tell – Julie Bizzoso
Raffle Table – Sally McKinley
Library – Pat Gray
Challenge – Kay Dejno
Hospitality – Kay Crane
Fundraising – Karen Whitt
Publicity – Millie Engebriksen
Website – Helene Perez
Retreat – Sally McKinley
Newsletter – Jan Anderson

Contact
secretary@loqq.org

President's Message

Spring has sprung and all the yellow stuff with it. Being a Northerner, it amazes me that you use windshield wipers to get the pollen off your car, and there are great clouds of it coming off the pine trees when the wind blows. Maybe it can inspire a quilt, imagine a landscape with trees and clouds of yellow transitioning into leaves and beautiful flowers. Turn it into art? Make a pre-season quilt for the November show? You can get inspiration from anywhere.

The November quilt show will again be at Allied Arts in Milledgeville. Quilts cannot be larger than 40" wide. Items other than quilts may be entered. The theme is Pre-Season, whatever that means to you. There will be a charge of \$25 to enter and 3 cash prizes will be awarded.

The retreat was such a great success. If you weren't able to attend this year, please plan to attend next year. I always come back tired and inspired. We have so much talent and it's a great way to get to know others who share the love of quilting and learn new techniques. Thank you, Sally, for heading this up for us each year.

The T-shirt shop is open again, make sure to get a T-shirt or a sweatshirt for yourself, and while you're in your sewing space, look around for unused gadgets, yardage and fat quarters and donate them to the Market Table. Remember, nothing smaller than a fat quarter. The Market Table and T-shirt sales have been such a great success for the guild. Thank you, Karen Whitt and Robin Cassidy, for your hard work.

Do you want to have input into the programs? Find outside speakers reasonably priced? Find the hidden talent within our guild to teach us? Learn new skills from seasoned quilters? How about volunteering to be a Program Co- Chairperson for next year? There are 7 program slots to be filled, both for monthly meetings and workshops. Though there are 10 meetings, 2 are for luncheons and one is Quilts of Valor, so there are 7 months left. The Board has determined that having Co-Chairs would help to split responsibilities and a 3rd person to keep track of registrations and money collected from classes. Talk to a couple of friends, think about standing up for this challenge. I know Paula will be a hard act to follow and we thank her for her work and dedication. More than 3 people would be fine, chairpersons can be chosen from a group. Thank you in advance.

OUR NEXT MEETING - April 1st (NO JOKE)
Following Meeting: May 6th



April Meeting: Nancy Lambert, one of our members, will share her journey into Modern Quilting with us showing examples of her many published and award-winning quilts. She will also provide ideas and principles of manipulation used to create a modern concept block from a traditional one. This will be an unusual opportunity to delve into making quilts that are from our personal visions.

April Workshop: We will have her "One Block Inspired Modern Quilt" half-day Design Workshop following the regular meeting. No machine or fabric required...just supplies to make a paper version of the original block you create using the 24"x24" printed template Nancy will provide each of you. Don't forget to bring a lunch.

April Workshop Wednesday April 2nd: Theresa Jackson will present Mary Kay Mouton's newest technique of "Flip and Quilt" in a full-day workshop the Wednesday after our April meeting. Paper templates to create the quilted log cabin blocks will be provided for you in class.




May Meeting: May's meeting is going to be such fun. A demonstration of making original bargello quilts from start to finish will be given by Julie Bizzoso. Sonya Winterrowd will dazzle us with her jelly roll trivets and rugs. All members are asked to bring in projects made from precuts. We will have a great trunk show. It can be any sort of project. It may even have been shown previously at show & tell. We want to display as many projects as possible from precuts. Precuts are such a fun size to collect without overcrowding stash space. Libba Holmes will be there to coordinate and facilitate the trunk show.



May Workshop: Jennifer Durrance is ready to delight our love of useable but attractive items with her Needles and Notions books. The half-day workshop will follow our meeting. Sign up continues at our April meeting. Come and see the clever and beautiful creations that Jennifer offers to teach us in her workshop. Supply and Homework directions are available at sign-up. You'll get lost in the many ideas this extremely creative project category offers. Cost is \$20 at sign-up. No sewing machine is required. Bring a lunch.

May Workshop Wednesday May 7th: The day after May meeting whole-day workshop is rated beginner friendly. It will be conducted by Carolyn White, an excellent, experienced instructor. She shared her two versions of Doggie Days quilts at our February meeting during show and tell. An important addition to this workshop is an original Kitty version developed by our Brain Trust. Be sure to pick up your homework and supply list when you sign up. Cost is \$15 at sign-up.



Remember that the fees collected for workshops this year are being donated by each presenter to the guild's operating funds. So please sign up for these workshops and help us to provide first class programs like these in the future.

We will have feedback forms for you to pick up when you sign in at the registration table. Please fill these out so that we can rate your interest for future programs and activities.

Please introduce yourself to a new face and get to know something about them. Dues are **\$30.00** this year. Don't forget your badge. It will be **\$1** for all forgotten badges and **\$5.00** if we have to replace your badge. Looking forward to seeing everyone.

Show & Tell - Julie Bizzoso and Kelly Sandquist



Photos of your quilts will be taken between 9:30 am and 10:15 am. No photos will be taken after that. Of course, you can still show your quilts! They just won't be pictured on the website.

Please bring your quilts to be photographed before placing them on the chairs. Sign in, get a gorgeous picture taken, and then place your quilts in the designated area so that the rest of us can oooh and ahhh over them. Many thanks for your cooperation.

Raffle Table - Sally McKinley and Wanda Hamrick



Donna Jacoby was gracious enough to bring items for our raffle table. So bring extra money **PEEPS** to purchase your tickets!

Library - Pat Gray & Lisa Albury




REMEMBER... All library books are due at the April guild meeting. Let us know if you want to check it out for the summer. Maybe pick out a project you've always wanted to try.

Hospitality - Kay Crane, Kathy Sands and Mary Anne Shelton

Thank you everyone for bringing in the goodies and treats for everyone to share. It was all delicious!



Please bring all postcards created for the June sale to Hattie Dunlap at the April meeting.



Hello Fellow Quilters!!! Looking forward to seeing all y'all at the April meeting, I am continuing to plan for our upcoming and ongoing fundraising efforts. Toward those efforts I want to share the following: **(1)** Please bring completed kits for the Dairy Festival to me no later than the May meeting. **(2)** We are going to be in need of additional items for the sales table at the Dairy Festival event **June 7th**. Please consider making some of your favorites. I am asking that we have a minimum of 5 of each item. I have received the input several times that we have adequate inventory of bowl cozies. We are not permitted to sell items other than those hand made and used for household tasks. **(3)** Robin and I thank you for your support of the Market Table! We are running low on inventory. To remedy that, if you are inclined, please review your stash and see if you have any yardage with which you want to part. I know I said March would be our last month for donations but based on our need, donations will gladly be accepted at the May meeting. AND THE **BIG NEWS!!!!** Back by popular demand - the store for the purchase of **LOQG T-shirts** will reopen and remain so until May 15th. T-Shirts will be distributed at the June meeting. Please go online and place your order.

Spring Retreat - Sally McKinley



First of all, I want to thank everyone for the kind words. I'm glad everyone had a wonderful time (of course we always do)! Retreat started out with a few bumps, but once the tables were set up, we were off and running. There were so many beautiful projects being made. For a while, the bell was ringing every time a project was completed. I learn so much from our extremely talented ladies! The decor in the smaller room really worked out great. Those in there requested to get the room for next year. We will definitely do that. We do need enough to sign up for that to happen. SO, another very successful retreat in the books I'm already looking forward to next year's retreat! My thanks to everyone for making this retreat so successful!!!!

Member Spotlight – Gloria Morell



I started quilting during the COVID years, I had been sending my granddaughter all kinds of crafts from Amazon. She would complete them within hours. We decided to get her a sewing machine for her birthday. Samantha, age 11 came down for her birthday and I taught her how to sew on the machine. Luckily my buddies, Sue Garrett and Barbara Callahan had been pestering me to come to quilting (I was a garment sewer from way back). They provided me with all kinds of scraps, I taught Samantha and realized how much I loved sewing and quilting. The rest is history; now I have a fabric stash problem!


I started sewing on a Kenmore in a wooden cabinet in the '60s. I still have it and it works beautifully! I now have a Baby Lock Chorus. Love it, especially the automatic needle threader and thread cutter.

I made a quilt when I was an early teen with fabric squares and an old blanket and I think I liked it? My favorite fabric is starched cotton. I have a huge stash with fabric bolts and everything. Help! I cannot stop buying. Is there a meeting for this addiction??

My favorite notions are sharp scissors and a sharp rotary blade. I sew about 9 hours/per week average. It's not enough! My favorite part of quilting is picking out colors and fabrics for my projects. And I like to bind too! My least favorite part of quilting is being precise and matching seams, etc. I have been heard saying 'That looks good enough, now onto the next project! I find the best deals at Walmart.com, JoAnn's and Hobby Lobby. (So sad that they are closing)

Sewing tip: I get pretty excited while preparing and sewing my quilt. Fabric is everywhere: on my bed and any horizontal surface in my sewing room. So, before I start another project, I put everything away and clean up the room so I am ready for a new project and to get my creative juices flowing!

Here are pictures of April's Blocks of the month. I thought a nice spring Easter basket would be appropriate. I am also including a copy of the finished quilts the author of these blocks made, both 6" and 12" blocks. Remember the minimum requirement for you is 9 blocks, any size. You can mix and match if you like. It's your design. You can use more than 9 blocks also. There will be a participation prize, a special gift for QOV blocks, and three prizes voted on by the guild. The categories are Best overall design, Best use of color, and Favorite quilt. You can call me if you have any questions. 770-312-0474



Other News

QOV Bee - Our bee has been working hard on making blocks to put into tops. The tops are rolling in and I need volunteers to quilt them for us! Please help us out if you can. There is no rush to get them back to us. I can furnish you with backing and batting. I have been busy with quilting some of these tops and have 4 that need bindings and labels sewn. I will have them at the meeting. Many of you have been so generous offering to do this. Many hands make work fun!

At our retreat, we were able to give a QOV to a very nice young man who worked in Maintenance at the park. He was very happy and surprised that we would honor him in this way! So glad we could do this for him.



EXTRA Extra Hospitality with Kathy Sands. We want to be a part of our fellow quilters lives. We want to share the good times and the bad. If you know of any fellow quilters who would enjoy hearing news or just dropping them a line please let me know. #706-467-1089 or kgs2149@aol.com

Members who will quilt for others:

- Carol McRae 478-968-5352
- Kay Denjo 706-453-1877
- Virginia Daley T-shirt quilts & quilt repairs. 706-473-3320
 - vdaley@msn.com
- Creative Threads By Millie Engebriksen Custom quilts and Longarm Services 704-941-0901
 - creativethreadsbymillie@gmail.com
- Their contact information is in our **Member Directory** on the website.

If you have a quilt related skill that you are willing to do for others, please let Jan Anderson know.



HELP..... if you can please collect items needed to help others get through this winter season. Quilts, blankets, jackets, scarfs, hats, gloves, etc..

A.S.A.P. to Geri Wires # 770-371-4022 133 Edgewood Ct. Eatonton
or Carolyn White # 706-453-0538 1580 Shady Oaks Lane Greensboro




The Dairy
Festival
will be
June 7th.

Dairy Festival '25
Raised on Dirt &
Hard Work

Tips of the Trade

- Use fusible batting when you machine quilt. The quilt is flat, easy to manipulate, and never puckers during quilting.
 - Make a trial block to test the accuracy of the instructions before cutting all the fabric for an entire quilt. The practice block also gives you the opportunity to change fabric placement or replace fabrics that don't work well.
 - Small paint brushes come in handy to clean lint from the bobbin case area of your sewing machine.
-




OFFICERS 2024 - 2025

President:	Johanna Adams
Vice President:	Virginia Daley
Secretary:	Kathy Thompson
Treasurer:	Suzy Kurelic
Programs:	Paula Tanner, Linda Borough, Gloria Morrell, and Cookie Noel,
Membership:	Kimberly Topper and Dodie Proctor
Show & Tell:	Julie Bizzoso and Kelly Sandquist
Raffle Table:	Sally McKinley and Wanda Hamrick
Library:	Pat Gray and Lisa Albury
Challenge:	Kay Dejno
Hospitality:	Kay Crane, Kathy Sands and Mary Anne Shelton
Publicity:	Millie Engebrigtsen
Fundraising:	Karen Whitt
Newsletter	Jan Anderson
Website:	Helene Perez

IMPORTANT INFORMATION

ByLaws have been updated and may be accessed through the LOQG website.



Quilting Retreat Center

Danny and Theresa Jackson

Hosts

(478)288-0639

theeclecticroost@gmail.com

228 Scuffleboro Rd. Eatonton, GA

Facebook.com/theeclecticroost

Because Danny always says, "A quilt retreat is just a big Hen Party"



You are invited to the Inagural Hen Party

(OPEN HOUSE)

April 12, 2025

10AM - Noon

228 Scuffleboro Rd. Eatonton, GA

We are so excited to finally offer this property for small group quilt retreats!

20% off bookings placed at this event.

Come by for a visit and check us out. Free Fat Quarter for each guest!

Coffee and Pastries will be served

Visit us on Facebook @ The Eclectic Roost

March Meeting





Roberta Murray & Esther Atkinson want to say THANK YOU for the quilts, blankets, jackets, and all of the other stuff that you have given for the North Carolina Hurricane Relief.

They are still taking food & supplies up there. No used clothes. They have been going and helping where the government has not gotten to yet.

March Craft Month



March Craft Month




March Show & Tell



March Workshop



Spring Retreat Stations



Spring Retreat



FIRST to use a seam ripper!



FIRST to realize she didn't bring all of the fabric needed for a project.



BACK MASSAGER... Favorite at the retreat.
Plus neck massager.



Spring Retreat Show & Tell



Spring Retreat Show & Tell



